

# U.S. MOTOR VEHICLE CRASH STATISTICS

IN 2015

**35,092**

PEOPLE DIED IN  
MOTOR VEHICLE  
TRAFFIC CRASHES



**7.2%**


AN INCREASE  
OF 7.2 %  
FROM 2014



**96**

APPROXIMATELY  
96 FATALITIES  
PER DAY

AN ESTIMATED



**2.44 MILLION**


PEOPLE WERE INJURED IN CRASHES

AN ESTIMATED



**6.3 MILLION**

POLICE-REPORTED CRASHES



**22,441**


PASSENGER  
VEHICLE FATALITIES



PEDESTRIAN  
FATALITIES

**5,376**

MOTORCYCLIST  
FATALITIES



**4,976**



LARGE TRUCK  
CRASH FATALITIES

**4,067**



**FATALITIES**

PEDALCYCLIST  
FATALITIES



**818**

**73.5%**

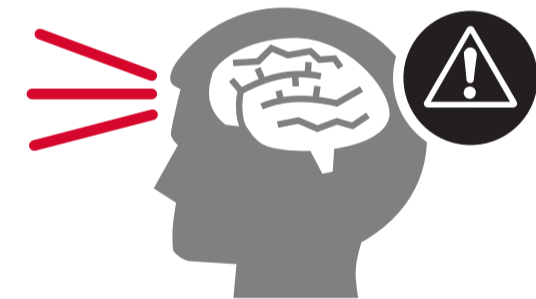
**73.5%**

WERE  
OCCUPANTS OF  
OTHER VEHICLES



**9,557**

SPEEDING-  
RELATED CRASH  
FATALITIES



DISTRACTION  
AFFECTED  
CRASH FATALITIES

**3,477**



**9,874**

UNRESTRAINED  
PASSENGER VEHICLE  
OCCUPANT FATALITIES

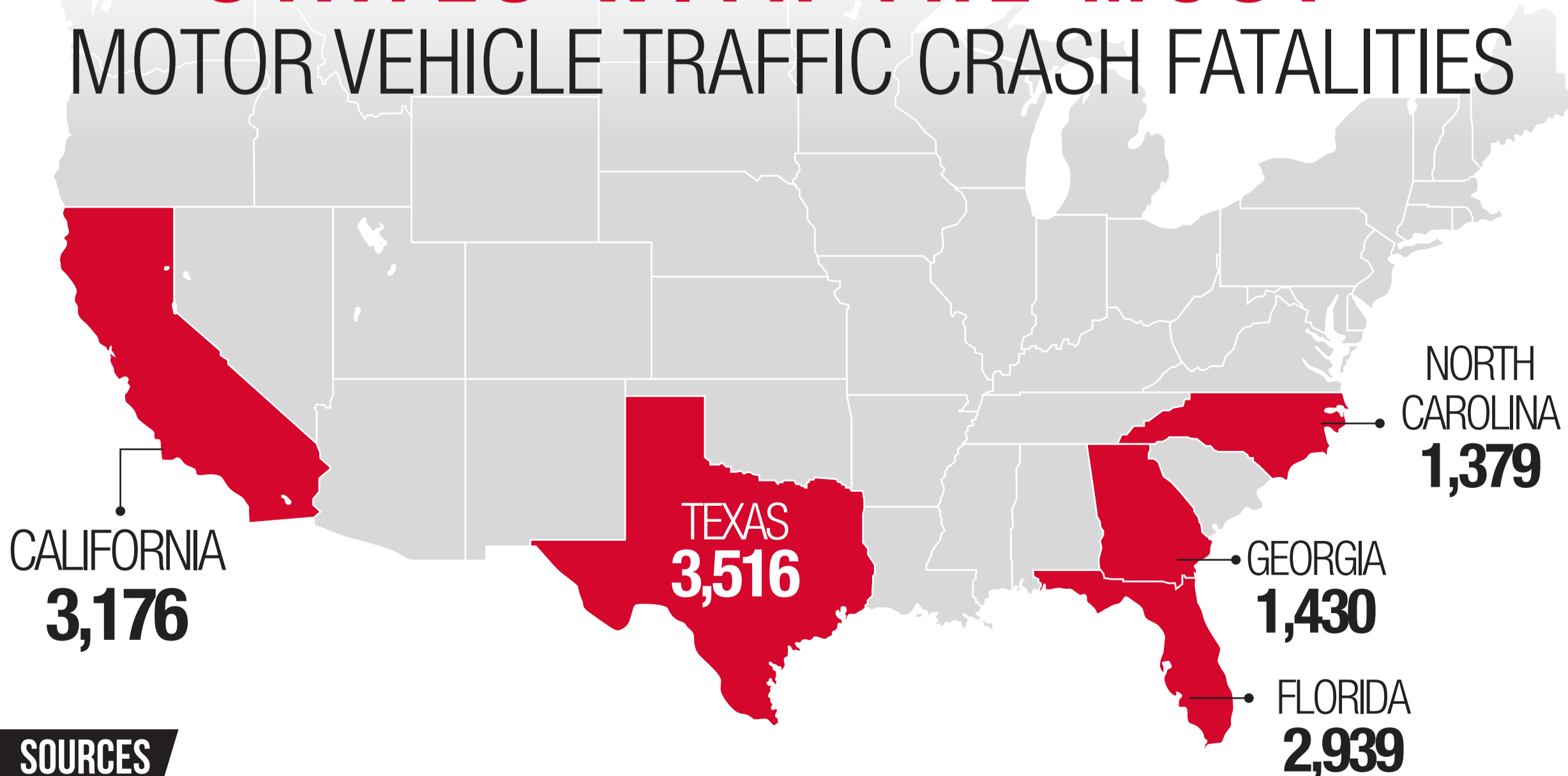


**10,265**

ALCOHOL  
IMPAIRED

DRIVER CRASH  
FATALITIES

## STATES WITH THE MOST MOTOR VEHICLE TRAFFIC CRASH FATALITIES



### SOURCES

#### QUICK FACTS 2015

<https://crashstats.nhtsa.dot.gov/Api/Public/ViewPublication/812348>

#### 2015 MVC Overview

<https://crashstats.nhtsa.dot.gov/Api/Public/ViewPublication/812318>

#### DISCLAIMER

The information provided on Thomas J. Henry website is not intended to be legal advice, but merely conveys general information related to legal issues commonly encountered. This information is not intended to create any legal relationship between Thomas J. Henry or any attorney and the user. Neither the transmission nor receipt of these website materials will create an attorney-client relationship between sender and receiver.