


# DRUNK DRIVING CRASH STATISTICS

IN 2015



ACCOUNTED FOR **29%** OF ALL MOTOR VEHICLE TRAFFIC DEATHS IN THE UNITED STATES

**10,265**

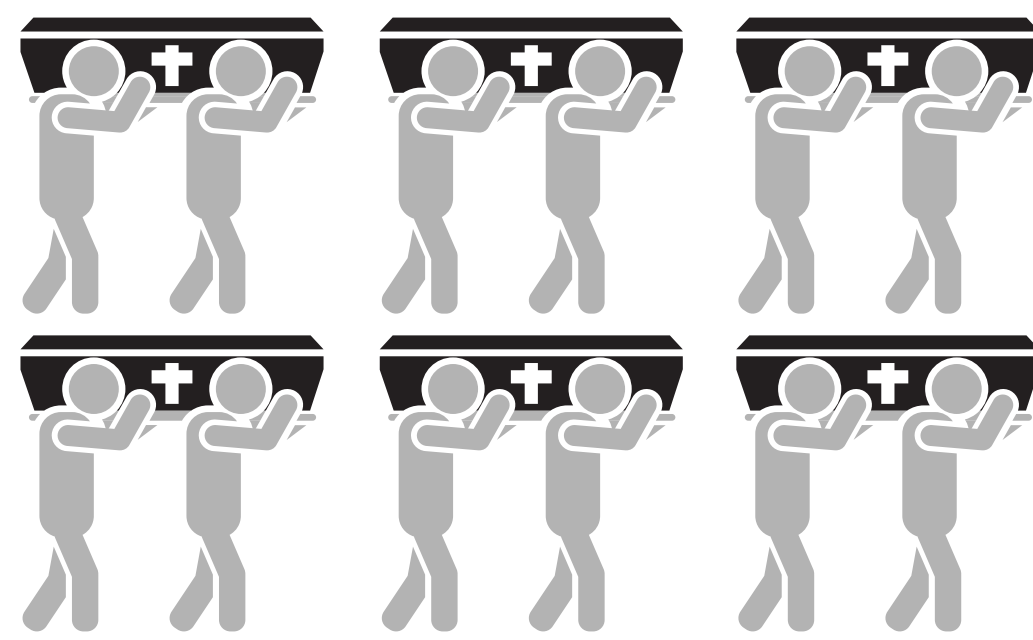
DRUNK DRIVING CRASH FATALITIES

**933**

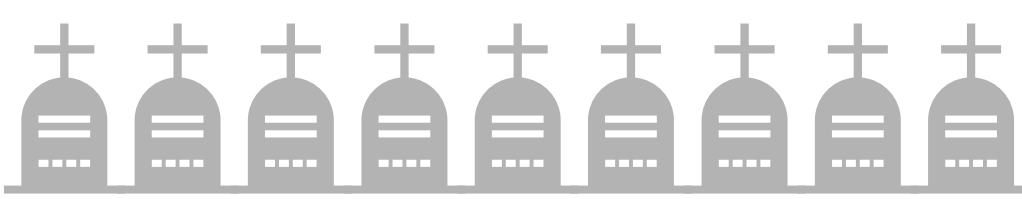


NON-OCCUPANTS (PEDESTRIANS, BICYCLISTS) DIED IN ALCOHOL-IMPAIRED CRASHES

EVERY DAY, **28** PEOPLE DIE IN AN ALCOHOL-RELATED VEHICLE CRASH




OR ONE DEATH EVERY **51 MINUTES**



AMONG THE DRUNK DRIVING FATALITIES IN 2014, **67%** WERE IN CRASHES IN WHICH A DRIVER HAD A BAC OF .15 G/DL OR HIGHER (.08 G/DL IS THE LEGAL LIMIT)

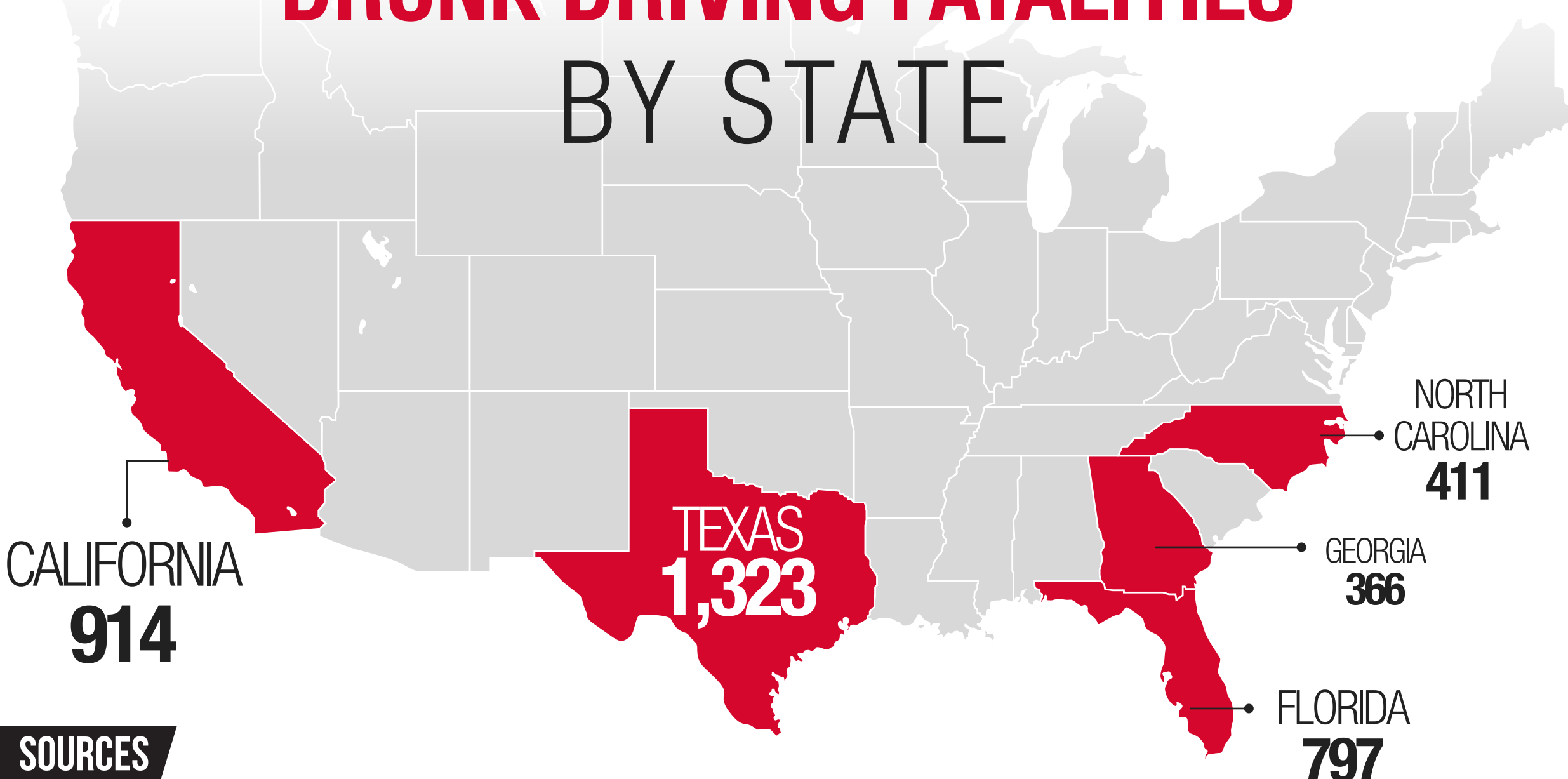
**16%** OF TRAFFIC FATALITIES AMONG CHILDREN AGE 14 AND YOUNGER OCCURRED IN DRUNK DRIVING CRASHES



**\$44 BILLION** ANNUAL COST OF DRUNK DRIVING CRASHES IN THE UNITED STATES TOTALS MORE THAN



## DRUNK DRIVING FATALITIES BY STATE



### SOURCES

<https://crashstats.nhtsa.dot.gov/Api/Public/ViewPublication/812350>  
<https://crashstats.nhtsa.dot.gov/Api/Public/ViewPublication/812318>  
[https://www.cdc.gov/motorvehiclesafety/impaired\\_driving/impaired-driv\\_factsheet.html](https://www.cdc.gov/motorvehiclesafety/impaired_driving/impaired-driv_factsheet.html)

### DISCLAIMER

The information provided on Thomas J. Henry website is not intended to be legal advice, but merely conveys general information related to legal issues commonly encountered. This information is not intended to create any legal relationship between Thomas J. Henry or any attorney and the user. Neither the transmission nor receipt of these website materials will create an attorney-client relationship between sender and receiver.

**HAVE YOU BEEN INJURED BY A DRUNK DRIVER?**  
CONTACT THOMAS J. HENRY